

NACDAC INFRASTRUCTURE LIMITED

(Formerly Known As Uma Infratech Limited)

KF-120, Kavi Nagar , Ghaziabad (U.P) 201002

Balance Sheet as at 31st March 2023

PARTICULARS	Note No.	INR (Thousand)	
		CURRENT YEAR As at 31 Mar, 2023	PREVIOUS YEAR As at 31 Mar, 2022
A EQUITY AND LIABILITIES			
1 Shareholders' funds			
(a) Share capital	1	46415.47	43757.98
(b) Reserves and surplus	2	12471.29	5502.00
(c) Money received against share warrants		0.00	0.00
		58886.76	49259.98
2 Share application money pending allotment		0.00	0.00
		0.00	0.00
3 Non-current liabilities			
(a) Long-term borrowings	3	0.00	2137.17
(b) Deferred tax liabilities (net)	4	0.00	0.00
(c) Other long-term liabilities		0.00	0.00
(d) Long-term provisions		0.00	0.00
		0.00	2137.17
4 Current liabilities			
(a) Short-term borrowings	5	949.32	16854.61
(b) Trade Payables			
a Total Outstanding dues of MSME	6	0.00	0.00
b Total Outstanding dues of creditors other than MSME	6	10220.76	13690.58
(c) Other current liabilities	7	56863.80	8263.40
(d) Short-term provisions		0.00	0.00
		68033.88	38808.60
TOTAL		126920.64	90205.75
B ASSETS			
1 Non-current assets			
(a) Property Plant & Equipments & Intangible assets			
(i) Property Plant & Equipments	8	17797.33	18912.26
(ii) Intangible assets		0.00	0.00
(iii) Capital work-in-progress		0.00	0.00
(iv) Intangible assets under development		0.00	0.00
(v) Fixed assets held for sale		0.00	0.00
(b) Non-current investments		0.00	0.00
(c) Deferred tax assets (net)	9	217.69	175.04
(d) Long-term loans and advances		0.00	0.00
(e) Other non-current assets	10	248.00	342.00
		18263.02	19429.30
2 Current assets			
(a) Current investments	11	50.00	50.00
(b) Inventories	12	41641.03	30234.66
(c) Trade receivables	13	23746.40	14359.55
(d) Cash and cash equivalents	14	7834.34	3582.16
(e) Short-term loans and advances	15	5634.10	5159.05
(f) Other current assets	15	29751.75	17391.02
		108657.61	70775.44
TOTAL		126920.64	90205.75

SIGNIFICANT ACCOUNTING POLICIES & NOTES TO THE ACCOUNTS


26

The accompanying notes are an integral part of the financial statements.

As Per our report of even date

For L.M AGARWAL & CO.
Chartered Accountants

Deepanshu Agarwal
CA DEEPANSHU AGARWAL
PARTNER
Membership No. : 403815
FRN 000113C
UDIN NO.
Place : GHAZIABAD
Date : 01-09-2023



For and on behalf of the Board of Directors
For Nacdac Infrastructure Limited

Uma Sharma
UMA SHARMA
(Director)
Din No. 07941101

Deepali Walia
DEEPAI WALIA
(Director)
Din No. 08014525

Ashish Saxena
ASHISH SAXENA
(Director)
Din No. 07941108

NACDAC INFRASTRUCTURE LIMITED

(Formerly Known As Uma Infratech Limited)

KF-120, Kavi Nagar , Ghaziabad (U.P) 201002

Statement of profit and Loss Account for the Period ending on 31st March 2023

INR (Thousand)

Particulars	NOTE NO.	CURRENT YEAR As at 31-Mar-2023	PREVIOUS YEAR As at 31-Mar-2022
I Revenue from Operations	17	117219.02	103072.87
II Other Income	18	173.51	137.00
III TOTAL INCOME (I + II)		117392.52	103209.87
IV EXPENSES			
Cost of Material Consumed	19	83532.54	48502.69
Purchases of Stock-in-Trade		0.00	0.00
Change in inventories of finished goods work in progress and stock in trade	20	-11406.37	25067.07
Employee Benefit Expenses	21	9585.86	8737.58
Finance Costs	22	2090.80	2058.54
Depreciation and Amortization Expenses	23	1254.93	1392.08
Other Expenses	24	24814.05	12919.21
TOTAL EXPENSES		109871.81	98677.17
V Profit before Exceptional and Extraordinary Items and Tax (III-IV)		7520.72	4532.70
VI Exceptional Items		0.00	0.00
VII Profit before Extraordinary Items and Tax		7520.72	4532.70
VIII Extraordinary Items		0.00	0.00
IX Profit Before Tax		7520.72	4532.70
X Tax Expense			
Current Tax		1965.58	1131.46
Deferred Tax		-42.65	-47.20
XI Profit/(Loss) for the period from Continuing Operations(IX-X)		5597.79	3448.44
XII Profit/(Loss) from Discontinuing Operations		0.00	0.00
XIII Tax Expense of Discontinuing Operations		0.00	0.00
XIV Profit/(Loss) from Discontinuing Operations (after tax)(XII-XIII)		0.00	0.00
XV Profit(Loss) for the Period(XI+XIV)		5597.79	3448.44
XVI Earnings per Equity Share	25		
-Basic EPS (in Rs.)		1.24	13.05
-Diluted EPS (In Rs.)		1.24	13.05
Face Value per Equity Share		10.00	10.00
Average No. of Shares For Basic EPS		4,504,685	264,292
Adjustment to Average No. of Shares		-	-
Average No. of Shares For Diluted EPS		4,504,685	264,292
SIGNIFICANT ACCOUNTING POLICIES & NOTES TO THE ACCOUNTS	26		

The accompanying notes are an intergral part of the financial statements.

As Per our report of even date

For L.M AGARWAL&CO.

Chartered Accountants

For and on behalf of the Board of Directors

For Nacdac Infrastructure Limited

For Nacdac Infrastructure Limited

Director:

Director:

CA DEEPANSHU AGARWAL

Partner

Membership No. 403815

FRN 00113C

UDIN NO.

UMA SHARMA

For Nacdac Infrastructure Limited

(Director)

Din No. 07941101

Director:

ASHISH SAXENA

(Director)

Din No. 07941108

DEEPALI WALIA

(Director)

Din No. 08014525

Place: GHAZIABAD


Date: 01/09/2023

NACDAC INFRASTRUCTURE LIMITED
 (Formerly Known As Uma Infratech Limited)
 KF-120, Kavi Nagar , Ghaziabad (U.P) 201002
STATEMENT OF CASH FLOW FOR THE YEAR ENDED 31.03.2023

PARTICULARS	INR (Thousand)	
	CURRENT YEAR ENDED 31.03.2023	PREVIOUS YEAR ENDED 31.03.2022
1 CASH FLOWS FROM OPERATING ACTIVITIES		
Profit before tax	7520.72	4532.70
Adjustment for:		
Depreciation & amortization expenses	1254.93	1392.08
Interest, Dividend & Capital Gain Income	-173.51	0.00
Interest Expense	2090.80	2058.54
Operating profits before Working capital changes	10692.94	7983.32
Decrease/(increase) in Trade Debtors	-9386.85	-14057.20
Decrease/(increase) in Work in progress	-11406.37	25067.07
Decrease/(increase) in Other Current Assets	-11371.90	-1747.97
Decrease/(Increase) in Loan & Advances	-475.05	-3959.05
Increase/(decrease) in Current Liabilities	45130.57	-23934.78
Cash Generated from operations	23183.34	-10648.60
Income Taxes Paid	-2954.41	-1720.00
Net Cash provided from operating activities	20228.94	-12368.60
2 CASH FLOWS FROM INVESTING ACTIVITIES		
Purchase of Fixed Assets/Capital Work in progress	-140.00	-586.75
Interest, Dividend & Capital Gain Income	173.51	0.00
Increase in Non current assets	94.00	-206.00
Investment in Shares/Bank FDR/Immovable Assets etc.	0.00	0.00
Net Cash used in investing activities	127.51	-792.75
3 CASH FLOWS FROM FINANCING ACTIVITIES		
Share Application Money Receipt/(Refund)	4028.99	14998.76
Receipt/(Payment) of Secured & Unsecured Loans	-18042.46	-4838.56
Interest paid	-2090.80	-2058.54
Net Cash provided by financing activities	-16104.27	8101.66
Net increase in cash & cash equivalents during the year	4252.17	-5059.69
Cash & Cash equivalents at the beginning of the year	3582.16	8641.86
Cash & Cash equivalents at the end of the year	7834.34	3582.16

Date: 01-09-2023 as per our report of even date
 Place: Ghaziabad for L M Agarwal & Co.

Deepanshu
 (Deepanshu Agarwal)
 Chartered Accountant
 Partner
 Memb No.: 403815
 FRN : 000113C



For and on behalf of the Board of Directors
 For Nacdac Infrastructure Limited For Nacdac Infrastructure Limited

32/2/21
 Director: *Deepali Walia*
 UMA SHARMA (Director) DEEPALI WALIA (Director)
 Din No. 07941101 Din No. 08014525
 For Nacdac Infrastructure Limited

Ashish Saxena
 Director
 ASHISH SAXENA (Director)
 Din No. 07941108

Director

NACDAC INFRASTRUCTURE LIMITED

(Formerly Known As Una InfraTech Limited)

Notes to and forming part of Balance Sheet as at 31st March 2023

1. Share Capital

INR (Thousand)

Particulars	CURRENT YEAR AS at		PREVIOUS YEAR AS at	
	31st March 2023		31 March, 2022	
Authorised Capital				
100,00,000 Equity Shares of Rs. 10/- each		100000.00		50000.00
Previous Year 50,00,000 Equity Shares of Rs. 10/- each			100000.00	50000.00
Issued Subscribed & Paid up Capital				
4641547 Equity Shares of Rs. 10/- each fully paid up		46415.47		43757.98
Previous Year 4375798 Equity Shares of Rs. 10/- each			46415.47	43757.98

a. The Company has only one class of shares referred to as equity shares having a par value of 10/-. Each holder of equity shares is entitled to one vote per share.

b. The reconciliation of the number of shares outstanding and the amount of share capital as at March 31, 2023 and March 31, 2022 is set out below:

Particulars	31.03.2023			31.03.2022		
	No. of Shares	F.V	Amount	No. of Shares	F.V	Amount
Number of shares at the beginning	4,375,798	10.00	43,758	210,518	10.00	2,105
Add: Shares issued during the year	265,749	10.00	2,657	4,165,280	10.00	41,653
Number of shares at the end	4,641,547		46,415	4,375,798		43,758
Out of the Outstanding 4536547 Equity Shares, 453655 Equity Shares of Rs. 10/- each fully paid up were issued as Bonus Shares in the ratio of 3:4 during the F.Y 2021-22						
Out of the Outstanding 4375798 Equity Shares, 4063241 Equity Shares of Rs. 10/- each fully paid up were issued as Bonus Shares in the ratio of 13:1 during the F.Y 2021-22						

List of Shareholders Holding

c. Shareholders holding more than 5 % shares in the company

Name Of Shareholder	31.03.2023			31.03.2022		
	No. of Shares	Amt	% of Holding	No. of Shares	Amt	% of Holding
Hemant Sharma	1,931,566	19,315.66	41.61%	1,931,566	19,315.66	44.14%
Neha sharma	131,516	1,315.16	2.83%	131,516	1,315.16	3.01%
Ashish Saxena	386,476	3,864.76	8.33%	284,060	2,840.60	6.49%
Uma Sharma	1,802,664	18,026.64	38.84%	1,742,664	17,426.64	39.83%
Kishan Sharma	140	1.40	0.00%	140	1.40	0.00%
Mansi Priya	140	1.40	0.00%	140	1.40	0.00%
Deepali Walla	103,333	1,033.33	2.23%	140	1.40	0.00%
NACDAC Foods Private Limited	285,712	2,857.12	6.16%	285,712	2,857.12	6.53%
	4,641,547	46,415.47	100.00%	4,375,798	43,757.98	100.00%

For Nacdac Infrastructure Limited

For Nacdac Infrastructure Limited

[Signature]
Director

21/2/23



d. Shares held by promoters at the end of the year


S No	Promoters Name	No of Shares	% of total shares	% change during the year
1	Hemant Sharma	1,931,566	41.61%	
2	Neha sharma	131,516	2.83%	
3	Ashish Saxena	386,476	8.33%	
4	Uma Sharma	1,802,664	38.84%	
5	Kishan Sharma	140	0.00%	
6	Mansi Priya	140	0.00%	
7	Deepali Walla	103,333	2.23%	
8	NACDAC Foods Private Limited	285,712	6.16%	
	Total	4,641,547	100.00%	

For Nacdac Infrastructure Limited

Saxena
Director

For Nacdac Infrastructure Limited

3212141
Director



NACDAC INFRASTRUCTURE LIMITED

(Formerly Known As Uma Infratech Limited)

Notes to and forming part of Balance Sheet as at 31st March 2023

2 . Reserves and Surplus Particulars	INR (Thousand)	
	CURRENT YEAR As at 31-Mar -2023	PREVIOUS YEAR As at 31-Mar-2022
Securities Premium		
Opening balance	0.00	26471.04
(+) Securities Premium		-
Add : During The year Premium	1,371.50	13,978.37
(-) Capitalization of reserve due to issue of Bonus Share	-	-40,449.41
TOTAL (A)	1,371.50	-
Profit & Loss Account		
Opening balance	5502.00	2236.56
(+) Net profit/(Net loss) for the Current Year	5597.79	3448.44
(-) Preliminary ExpensesW/off	0.00	0.00
(-) Capitalization of reserve due to issue of Bonus Share	0.00	-183.00
Closing balance	11099.79	5502.00
Total (B)	11099.79	5502.00
TOTAL [A+B]	12,471.29	5,502.00

3 . Long-Term Borrowings Particulars	INR (Thousand)	
	CURRENT YEAR As at 31-Mar -2023	PREVIOUS YEAR As at 31-Mar-2022
ICICI Bank (Term Loan A/c No. 194555000007)	0.00	2137.17
Total	-	2137.17

4 . Deffered Tax Liabilities Particulars	INR (Thousand)	
	CURRENT YEAR As at 31-Mar -2023	PREVIOUS YEAR As at 31-Mar-2022
Deffered Tax	0.00	0.00
Opening Balance	0.00	0.00
Add: Provisions for the year	0.00	0.00
Closing Balance	0.00	0.00
Total	0.00	0.00

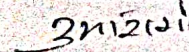
5 . Short-Term Borrowings Particulars	INR (Thousand)	
	CURRENT YEAR As at 31-Mar -2023	PREVIOUS YEAR As at 31-Mar-2022
ICICI Bank Ltd (Bank Od Account No. 194505000439)	0.00	15372.61
Punjab & Sind Bank Od A/c 07621600000010	949.32	0.00
Hemant Sharma	0.00	78.00
Ashish Saxena	0.00	1229.00
Neha sharma (Unsecured loan)	0.00	175.00
Total	949.32	16854.61

For Nacdac Infrastructure Limited

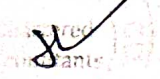


Director

For Nacdac Infrastructure Limited



31/03/23



6. Trade Payables Particulars	INR (Thousand)	
	CURRENT YEAR As at 31-Mar -2023	PREVIOUS YEAR As at 31-Mar-2022
Sundry Creditors [As Per Annexure] - MSME	0.00	0.00
Sundry Creditors [As Per Annexure] - Others	10220.76	13690.58
Total	10220.76	13690.58

7. Other Current Liabilities Particulars	INR (Thousand)	
	CURRENT YEAR As at 31-Mar -2023	PREVIOUS YEAR As at 31-Mar-2022
5% Security Deposit	387.56	492.11
Duties & Taxes	328.73	351.21
Creditors for Expenses	664.12	623.00
Petty Contractor	197.77	1072.12
Other Current Liabilities	500.00	1537.16
Secured Advance from Contractee	51074.66	3108.17
Audit Fee Payable	60.00	55.00
Legal & Professional Fee	22.50	5.00
Cheque issued but not Clear	2280.61	0.00
EPF CONTRIBUTION (EMPLOYER AND EMPLOYEE)	58.80	60.30
ESIC CONTRIBUTION (EMPLOYER AND EMPLOYEE)	2.63	4.88
Salary & Wages Payable	1286.40	954.45
Total	56863.80	8263.40

For Nacdac Infrastructure Limited

[Signature]
Director



For Nacdac Infrastructure Limited

[Signature]
Director

8. PROPERTY PLANT & EQUIPMENTS

NACDAC INFRASTRUCTURE LIMITED

INR (Thousand)

DETAILS OF FIXED ASSETS AND DEPRECIATION UNDER THE COMPANIES ACT, AS ON 31ST MARCH, 2023											
Name of the Asset	GROSS BLOCK				DEPRECIATION				NET BLOCK		Useful Lives
	original cost [Rs.] 01.04.2022	Additions	Deletions/Adjustment	31.03.2023	Depreciation [01.04.2022]	Depreciation during the year	Deletions/Adjustment	31.03.2023	31.03.2023	31.03.2022	
Tangible Assets											
Furniture	329.84	-	-	329.84	237.66	23.87	-	261.52	68.32	92.18	10
Land	12,529.10	-	-	12,529.10	-	-	-	-	12,529.10	12,529.10	-
Office Equipments	295.37	31.66	-	327.02	182.00	60.44	-	242.44	84.58	113.37	5
Computers	61.44	99.29	-	160.73	61.44	36.23	-	97.67	63.06	-	3
Plant & Machinery	8,740.37	9.05	-	8,749.42	2,757.19	1,084.06	-	3,841.25	4,908.17	5,983.18	15
Motor Car	512.19	-	-	512.19	317.76	50.34	-	368.09	144.09	194.43	10
Intangible Assets											
Total (in Rs.)	22,468.30	140.00	-	22,608.30	3,556.04	1,254.93	-	4,810.97	17,797.33	18,912.26	-
Previous Year	21,881.55	586.75	-	22,468.30	2,163.96	1,392.08	-	3,556.04	18,912.26	19,717.59	-

For Nacdac Infrastructure Limited

Bayera
Director



For Nacdac Infrastructure Limited

S.M.R.I.
Director

9. Deferred Tax Assets	INR (Thousand)	
	CURRENT YEAR As at 31-Mar -2023	PREVIOUS YEAR As at 31-Mar-2022
Particulars		
Deffered Tax	175.04	127.84
Opening Balance	42.65	47.20
Add: Provisions for the year	217.69	175.04
Closing Balance	217.69	175.04
Total		

10. Other Non Current Assets	INR (Thousand)	
	CURRENT YEAR As at 31-Mar -2023	PREVIOUS YEAR As at 31-Mar-2022
Particulars		
Misc Expenses	342.00	136.00
Add : During the year	0.00	300.00
Less: Preliminary Expenses w/off during the year	94.00	94.00
Closing Balance	248.00	342.00
Total	248.00	342.00

11. Current Investment	INR (Thousand)	
	CURRENT YEAR As at 31-Mar -2023	PREVIOUS YEAR As at 31-Mar-2022
Particulars		
Bank FDR	50.00	50.00
Total	50.00	50.00

12. Inventories	INR (Thousand)	
	CURRENT YEAR As at 31-Mar -2023	PREVIOUS YEAR As at 31-Mar-2022
Particulars		
Work In Progress	41641.03	30234.66
Total	41641.03	30234.66

13. Trade Receivables	INR (Thousand)	
	CURRENT YEAR As at 31-Mar -2023	PREVIOUS YEAR As at 31-Mar-2022
Particulars		
Receivable Less than six months	23746.40	14359.55
Sundry Debtors	23746.40	14359.55
Total		

For Nacdac Infrastructure Limited

[Signature]
Director

For Nacdac Infrastructure Limited

[Signature]
Director

[Signature]
Chartered Accountant

14. Cash and Equivalents

Particulars	INR (Thousand)	
	CURRENT YEAR As at 31-Mar -2023	PREVIOUS YEAR As at 31-Mar-2022
Cash in Hand		
ICICI Bank Ltd (CA A/c No 194505000439)	1524.85	354.84
ICICI Bank Ltd (CA A/c No 194505000493)	2.46	0.00
Punjab & Sind Bank [A/c No 07621100005058]	108.47	0.00
SBI BANK A/c No- (41022663956)	1.65	1674.58
Punjab & Sind Bank [A/c No 07621300001296]	13.97	1.50
Fixed Deposit (194513004334)	0.51	0.62
Interest accrued (SBI)	1122.92	1550.63
Fixed Deposit (Fd A/c No. 41214009948)-MD UK PEYJA	3.01	0.00
Fixed Deposit (FD A/C No 14/3925)	103.34	0.00
Fixed Deposit (FD A/c No.144020)	1076.85	0.00
Fixed Deposit (FD A/c No.144077)	670.43	0.00
Cheque Deposited But not Clear, (ICICI)	440.71	0.00
Cheque Deposited But not Clear (PSB)	19.87	0.00
Total	2745.30	0.00
	7834.34	3582.16

15. Short Term Loans and Advances

Particulars	INR (Thousand)	
	CURRENT YEAR As at 31-Mar -2023	PREVIOUS YEAR As at 31-Mar-2022
Prem builders-I		
kashi Nath Sarf	2919.10	2859.05
S.S Builders	750.00	500.00
Prem Dutt Sharma	1900.00	1800.00
Total	65.00	0.00
	5634.10	5159.05


16. Other Current Assets

Particulars	INR (Thousand)	
	CURRENT YEAR As at 31-Mar -2023	PREVIOUS YEAR As at 31-Mar-2022
Advance against Property	4767.14	1050.00
Advance to Suppliers	18656.66	10697.46
Advance to staff	456.64	9.93
Security Deposit	2050.36	1170.01
TDS & TCS [F.Y 2020-2021]	0.00	636.32
TDS & TCS [F.Y 2021-2022]	101.48	588.54
TDS Deducted on Secured Advance	1020.50	0.00
TDS & TCS [F.Y 2022-2023]	2,954.41	
Less : Current Year Tax	<u>1965.58</u>	0.00
Input GST	410.96	1628.59
Advance to Petty Contractor	1299.19	997.16
Advance to Others	0.00	502.00
Prepaid Insurance	0.00	111.01
Total	29751.75	17391.02

For Nacdac Infrastructure Limited


Director

For Nacdac Infrastructure Limited


Director



NACDAC INFRASTRUCTURE LIMITED

(Formerly Known As Uma Infratech Limited)

Notes to and forming part of Statement of Profit and Loss for the year ended 31st March,2023

17 . Revenue from Operations

Particulars	INR (Thousand)	
	CURRENT YEAR As at 31-Mar-2023	PREVIOUS YEAR As at 31-Mar-2022
Operational Receipts (Taxable)	122368.26	103072.87
Less : Inter Transfer	-5149.24	
Exempt Services	0.00	0.00
Total	117219.02	103072.87

18 . Other Income

Particulars	INR (Thousand)	
	CURRENT YEAR As at 31-Mar-2023	PREVIOUS YEAR As at 31-Mar-2022
Misc. Income	60.62	137.00
Interest on FD	112.89	0.00
Total	173.51	137.00

19 . Cost of Material Consumed

Particulars	INR (Thousand)	
	CURRENT YEAR As at 31-Mar-2023	PREVIOUS YEAR As at 31-Mar-2022
Opening Stock	0.00	0.00
Add : Purchase	88681.78	48502.69
Less: Inter Transfer	-5149.24	
	83532.54	48502.69
Less : Closing Stock	0.00	0.00
Total	83532.54	48502.69

20 . Change in Inventories of finished goods / work in progress and stock in trade

Particulars	INR (Thousand)	
	CURRENT YEAR As at 31-Mar-2023	PREVIOUS YEAR As at 31-Mar-2022
Opening Balance [Work in Progress]	30234.66	55301.73
Less: Closing Balance [work in progress]	41641.03	30234.66
Total	-11,406.37	25,067.07

21 . Employee Benefit Expenses

Particulars	INR (Thousand)	
	CURRENT YEAR As at 31-Mar-2023	PREVIOUS YEAR As at 31-Mar-2022
Salary & Wages Expenses	4903.76	4934.83
Salary and wages expenses [Muster Roll]	1093.07	258.47
Director Remuneration	2880.00	2880.00
Employers contribution [EPF & ESI]	283.61	313.00
Education fee [Staff]	27.40	69.70
Staffwelfare Expenses	398.02	281.58
Total	9585.86	8737.58

For Nacdac Infrastructure Limited

[Signature]
Director

For Nacdac Infrastructure Limited

[Signature]
Director

22 . Finance Costs

Particulars	INR (Thousand)	
	CURRENT YEAR As at 31-Mar-2023	PREVIOUS YEAR As at 31-Mar-2022
Loan Processing Fees	94.50	138.00
Interest on Car Loan	0.00	11.79
Interest on Od & Others	1844.96	1502.09
Interest on Other Loan (including Term Loan)	151.34	406.65
Total	2090.80	2058.54

23 . Depreciation and Amortization Expenses

Particulars	INR (Thousand)	
	CURRENT YEAR As at 31-Mar-2023	PREVIOUS YEAR As at 31-Mar-2022
Depriciation		
Preliminary Expenses written off	1254.93	1392.08
Total	0.00	0.00
	1254.93	1392.08

24 . Other Expenses

Particulars	INR (Thousand)	
	CURRENT YEAR As at 31-Mar-2023	PREVIOUS YEAR As at 31-Mar-2022
Audit Fee		
- Income Tax Matters	27.50	27.50
-ROC Matters	0.00	7.50
Bank Charges	181.69	125.88
Business Promotion	102.21	19.14
Conveyance and Travelling Expenses	777.96	347.51
Commission paid	136.84	370.26
Insurance	182.35	63.77
Duties & Taxes Paid	42.84	103.42
Labour Cess	500.53	218.33
Job work	164.95	266.42
Labour & Wages Expenses [PC Bill]	16799.39	8588.55
Duckting AC Installation (HVAC)	1751.38	0.00
Legal & Professional Fee	1538.96	1014.50
Loading and freight charges	593.43	324.37
Medical Expenses	175.70	6.28
Registration Fee	0.00	0.04
Misc. Expenses	111.26	12.41
Office Expenses	0.00	3.97
Postage & Courier Expenses	0.00	1.34
Power & Fuel Expenses	63.50	199.33
Printing & Stationery Expenses	299.14	82.07
Rent Expenses	651.05	398.95
Repair & Maintenance Expenses	415.07	122.50
Preliminary Expenses (W/off) .	94.00	94.00
Roc expenses	23.92	24.50
Telephone & Mobile Expenses	56.31	31.34
Tender Fees	74.48	154.60
Testing Charges	49.60	310.72
Total	24814.05	12919.21

For Nacdac Infrastructure Limited

[Signature]
Director

[Signature]
Director

For Nacdac Infrastructure Limited

[Signature]

Director

NACDAC INFRASTRUCTURE LIMITED
(Formerly Known As Uma Infratech Limited)


Notes to Financial Statement for the year ended 31st March 2023

25. EARNING PER SHARE (EPS)

The following details reflects data of Profit & Shares used in the basic & diluted EPS computations

INR (Thousand)
(Except per share data)

	31/03/2023	31/03/2022
a. Net Profit / Loss attributable to Equity Shareholders (Basic)		
Net Profit after Tax as per Profit & Loss Account	5597.79	3448.44
Preference Dividend provided on Non-cumulative Preference Shares	0	0
Preference Dividend provided on Cumulative Preference Shares	0	0
Other Adjustments to Net Profit	0	0
Net Profit attributable to Equity Shareholders (Basic)	5597.79	3448.44
b. Details of No. of Shares used for Basic Earning Per Share		
Number of Equity Shares at the start of the period	4375.80	210.518
Weighted Average No. of Shares for Basic EPS	4505	264
c. Net Profit / Loss attributable to Equity Shareholders (Diluted)		
Net Profit after Tax as per Profit & Loss Account	5597.79	3448.44
Dividends in respect of Dilutive Potential Equity Shares	0	0
Net Profit / Loss attributable to Equity Shareholders (Diluted)	5597.79	3448.44
d. Details of No. of Shares used for Diluted Earning Per Share		
Number of Equity Shares at the start of the period	4375.80	210.52
Other Potentially Dilutive Shares	0	0
Weighted Average No. of Shares for Diluted EPS	4504.68	264
 EPS (BASIC)	 1.24	 13.05
EPS(DILUTIVE)	1.24	13.05



For Nacdac Infrastructure Limited

[Signature]
Director

For Nacdac Infrastructure Limited

[Signature]
Director

A. BASIS OF PREPARATION OF FINANCIAL STATEMENTS

These financial statements have been prepared to comply with the Generally Accepted Accounting Principles in India (Indian GAAP), including the Accounting Standards notified under the relevant provisions of the Companies Act, 2013. The financial statements are prepared on accrual basis under the historical cost convention, except for certain Fixed Assets which are carried at Costs. The financial statements are presented in Indian rupees.

B. USE OF ESTIMATES

The preparation of financial statements in conformity with Indian GAAP requires judgements, estimates and assumptions to be made that affect the reported amount of assets and liabilities, disclosure of contingent liabilities on the date of the financial statements and the reported amount of revenues and expenses during the reporting period. Difference between the actual results and estimates are recognized in the period in which the results are known/materialised.

C. FIXED ASSETS

Property Plant & Equipments

Property Plant & Equipments are stated at cost net of recoverable taxes, trade discounts and rebates and include amounts added on revaluation, less accumulated depreciation and impairment loss, if any. The cost of Property Plant & Equipments comprises its purchase price, borrowing cost and any cost directly attributable to bringing the asset to its working condition for its intended use, net charges on foreign exchange contracts and adjustments arising from exchange rate variations attributable to the assets.

Subsequent expenditures related to an item of Tangible Asset are added to its book value only if they increase the future benefits from the existing asset beyond its previously assessed standard performance.

Projects under which assets are not ready for their intended use are disclosed under Capital Work-in-Progress.

Intangible Assets

No intangible assets have been recognized in the financial statements.

D. DEPRECIATION, AMORTISATION AND DEPLETION

Depreciation on Property Plant & Equipments is provided to the extent of depreciable amount on the Written Down Value Method. Depreciation is provided based on useful life of the assets as prescribed in Schedule II to the Companies Act, 2013

E. IMPAIRMENT

An asset is treated as impaired when the carrying cost of asset exceeds its recoverable value. An impairment loss is charged to the Profit and Loss Statement in the year in which an asset is

Handwritten signature

identified as impaired. The impairment loss recognized in prior accounting period is reversed if there has been a change in the estimate of recoverable amount.

F. INVESTMENTS

Current investments are carried at lower of cost and quoted/fair value, computed category-wise. Non Current investments are stated at cost. Provision for diminution in the value of Non Current investments is made only if such a decline is other than temporary.

G. INVENTORIES :

Inventories include work in progress and material at site. Inventories of work in progress has been valued at cost which includes estimated profit on percentage completion method. Raw material at site & scrap has been valued on cost basis. Inventories has been physically verified , valued by the management.

H. REVENUE RECOGNITION

Revenue is recognised only when risks and rewards incidental to ownership are transferred to the customer, it can be reliably measured and it is reasonable to expect ultimate collection. Revenue from operations includes sale of goods, services but does not includes GST.

Dividend income is recognized when the right to receive payment is established.

Interest income is recognized on a time proportion basis taking into account the amount outstanding and the interest rate applicable.

GST


GST is accounted on the basis of provision made in respect of services provided.

I. BORROWING COSTS:

Borrowing costs include exchange differences arising from foreign currency borrowings to the extent they are regarded as an adjustment to the interest cost. Borrowing costs that are attributable to the acquisition or construction of qualifying assets are capitalized as part of the cost of such assets. A qualifying asset is one that necessarily takes substantial period of time to get ready for its intended use. All other borrowing costs are charged to the Profit and Loss Statement in the period in which they are incurred.

J. INCOME TAXES

Tax expense comprises of current tax and deferred tax. Current tax is measured at the amount expected to be paid to the tax authorities, using the applicable tax rates. Deferred income tax reflect the current period timing differences between taxable income and accounting income for the period and reversal of timing differences of earlier years/period. Deferred tax assets are recognized only to the extent that there is a reasonable certainty that sufficient future income will be available except that deferred tax assets, in case there are unabsorbed depreciation or losses, are recognized if there is virtual certainty that sufficient future taxable income will be available to realize the same. Deferred tax assets and liabilities are measured using the tax rates and tax law that have been enacted or substantively enacted by the Balance Sheet date.


20/05/2024

Statement of Deferred Tax Assets/(Liabilities)

Tax Effect on	Deferred Tax Asset/(Liability) as at 01.04.2022	Current Year (Charges)/Credit	(Amount in thousand Rupees)	
			Deferred Tax Asset/(Liability) as at 31.03.2023	
Deficit of Book WDV Of Fixed assets over Tax WDV of Fixed Assets	175.04	42.65	217.69	
	<u>175.04</u>	<u>42.65</u>	<u>217.69</u>	

K. PROVISIONS, CONTINGENT LIABILITIES AND CONTINGENT ASSETS

Provision is recognized in the accounts when there is a present obligation as a result of past event(s) and it is probable that an outflow of resources will be required to settle the obligation and a reliable estimate can be made. Provisions are not discounted to their present value and are determined based on the best estimate required to settle the obligation at the reporting date. These estimates are reviewed at each reporting date and adjusted to reflect the current best estimates. Contingent liabilities are disclosed unless the possibility of outflow of resources is remote. Contingent assets are neither recognized nor disclosed in the financial statements. The company is contingently liable as on 31/03/2023 for bank guarantee issued by the bank for securing the performance of the contract for a sum of Rs. 14261818.00

L. RELATED PARTY DISCLOSURES UNDER ACCOUNTING STANDARD – 18.

Name of the related party and nature of relationship-

Key Management Personnel

1. Uma Sharma
2. Ashish Saxena
3. Hemant Sharma

Related party transactions;

1. Neha Sharma
2. Ramwati Sharma

Particulars	Payment of Remuneration/Purchase/Charges/Interest	Receipt of Share Application money/Conversion of loan	Net Receipt or (payment) of Loan during the year	Amount Due as on 31.03.23	
				Remuneration	Loan
Key Management Personnel	2880.00	2428.99	(1307.00)	862.45	0.00
Relatives	600.00	0.00	0.00	0.00	0.00

[Handwritten signature]

M Auditors Remuneration:

The payment to Auditors during the financial year is as under
 Statutory Audit fees 27500.00
 Other -

 27500.00

N. Earning per share (EPS)

Particulars	(In Rs)	
	Current Year	Previous Year
Basic & Diluted earnings per share	1.24	13.05

The earning per share has been calculated using the following details: (Amount in Thousand Rs. Except per share)

Particulars	Current Year	Previous Year
Profit/(Loss) after taxation	5597.79	3448.44
Weighted Average Number of equity shares	4504685	264292
Basic & Diluted Earning per share in rupees (Face Value – Rs.10/- per share)	1.24	13.05

O. Trade Payable Ageing Schedule

(Amount in Thousand Rs.)

Particulars	Outstanding for following period from due date of payment				Total
	Less than 1 year	1-2 Years	2-3 Years	More than 3 years	
(i) MSME	NIL	NIL	NIL	NIL	NIL
(ii) Others	6482.71	3738.05	NIL	NIL	10220.76
(iii) Disputed dues – MSME	NIL	NIL	NIL	NIL	NIL
(iv) Disputed dues – Others	NIL	NIL	NIL	NIL	NIL

P. Trade Receivables Ageing Schedule

(Amount in Thousand Rs.)

Particulars	Outstanding for following period from due date of payment					Total
	Less than 6 months	6 months – 1 year	1-2 year	2-3 Year	More than 3 years	
(i) Undisputed Trade receivables – considered good	21719.73	2026.68	NIL	NIL	NIL	23746.40
(ii) Undisputed Trade	NIL	NIL	NIL	NIL	NIL	NIL

[Signature]
 dated

receivables – considered doubtful							
(iii) Disputed Trade receivables – considered good	NIL	NIL	NIL	NIL	NIL	NIL	NIL
(iv) Disputed Trade receivables – considered doubtful	NIL	NIL	NIL	NIL	NIL	NIL	NIL

Additional Regulatory Information:-

(i) Title deed of immovable properties not held in the name of the company:-

The title deeds of all immovable properties (other than properties where the company is the lessee and the lease agreements are duly executed in favour of the lessee) as disclosed in the financial statements are held in the name of the company. The details of immovable property not held in the name of the company in the prescribed format is as under:-

Relevant line item in the Balance sheet	Description of item of property	Gross carrying value	Title deeds held in the name of	Whether title deed holder is promoter, director or relative of promoter/director or employee of promoter/director	Property held since which date	Reason for not being held in the name of the company
PPE -	Land Building	NIL NIL	NA NA	NA NA	NA NA	NA NA
Investment Property -	Land Building	NIL NIL	NA NA	NA NA	NA NA	NA NA
PPE retired from active use and held for disposal -	Land Building	NIL	NA	NA	NA	NA
Others		NIL	NA	NA	NA	NA

(ii) **Revaluation of property, Plant & Equipment (PPE) or intangible assets:**
The company has not revalued its property, plant & equipments or intangible assets.

(iii) **Loan or Advances in the nature of loans granted to promoters, directors, KMPs and the related parties (as defined under Companies Act, 2013) either severally or jointly with any other person that are wither payable on demand or without specifying any terms or period of repayment**

(Amount in Thousand Rs)

[Handwritten signature]

Type of Borrower	Amount of loan or advance in the nature of loan outstanding	Percentage to the total Loans and Advances in the nature of loans
Promoter	NIL	NIL
Directors	NIL	NIL
KMPs	NIL	NIL
Related parties	NIL	NIL

(iv) Details of Capital work in progress:-


CWIP	Amount in CWIP for a period of				Total
	Less than 1year	1-2years	2-3years	Morethan3years	
Projects in progress	NIL	NIL	NIL	NIL	NIL
Projects temporarily suspended	NIL	NIL	NIL	NIL	NIL

(v) Intangible assets under development:-

Intangible assets under development	Amount in CWIP for a period of				Total
	Less than 1year	1-2 years	2-3 years	More than 3 years	
Projects in progress	NIL	NIL	NIL	NIL	NIL
Projects temporarily Suspended	NIL	NIL	NIL	NIL	NIL

- (vi) Details of Benami Property held:
No proceedings have been initiated or pending against the company for holding any benami property.
- (vii) The company has availed borrowings from bank or financial institution on the basis of security of current assets. Quarterly returns or statements of current assets as required by the bank are field by the company with the banks which are in agreement with the books of accounts.
- (viii) The company has not been declared a willful defaulter by any bank or financial institution or other lender.
- (ix) Relationship with struck off companies:-

The detail is as under:-

Name of Struck off Company	Nature of transactions with struck-off Company	Balance outstanding	Relationship with the Struck off company, if any, to be disclosed
			

NIL	Investments in securities	NIL	N A
NIL	Receivables	NIL	N A
NIL	Payables	NIL	N A
NIL	Shares held by stuck off company	NIL	N A
NIL	Other outstanding balances (to be specified)	NIL	N A

- (x) No registration of charges or satisfaction with the Registrar of companies beyond the statutory period is pending.
- (xi) The company does not have any layer of companies prescribed u/s 2(87) of companies Act, 2013 r/w companies (Restriction on number of Layers) Rules, 2017.
- (xii) Ratio Analysis : (Value in Thousand Rs except ratio)

Ratio	Numerator	Denominator	Current Period	Previous Period	% Variance	Reasons for variance
a. Current Ratio (Times)	108657.61	68033.88	1.60	1.82	-12.43	N A
b. Debt-Equity Ratio (Times)	949.32	58886.76	0.02	0.39	-95.82	Due to lower debt in current period, there is lower Debt equity ratio in current period.
c. Debt-Service Coverage Ratio (Times)	10866.45	4227.97	2.57	3.84	-32.99	Due to better fund management, the ratio has improved.
d. Return on Equity Ratio (%)	5597.79	54073.37	10.35	8.62	20.16	N A
e. Inventory turnover ratio (Times)	117219.02	35937.85	3.26	2.41	35.34	Due to higher Average inventory in current period, the ratio has increased.
f. Trade Receivable turnover ratio (Times)	117219.02	19052.98	6.15	14.14	-56.49	Due to higher Average receivables in current period, the ratio has increased.
g. Trade Payable turnover	83532.54	11955.67	6.99	3.07	127.80	Due to enhanced turnover in the current year &

[Handwritten signature]

ratio (Times)						higher average payables , the ratio has increased in current period.
h. Net capital turnover ratio (%)	117219.02	36295.79	3.23	4.16	-22.39	N A
i. Net Profit Ratio (%)	5597.79	117392.52	4.77	3.34	42.68	Due to higher profitability in the current year due to higher turnover
j. Return on capital employed (%)	9611.52	59836.08	16.06	9.66	66.33	Due to higher profitability in the current year
k. Return on investment (%)	5597.79	50803.17	11.02	9.30	18.48	N A

- (xiii) No scheme of arrangement has been approved by the competent Authority in terms of Section – 230 to 237 of the Companies Act, 2013.
- (xiv) Utilization of borrowed funds and share premium:-
- (A) The company has not advanced or loaned or invested funds (either borrowed funds or share premium or any other sources or kinds of funds) to any other person(s) or entity(ies) including foreign entities (intermediaries) with the understanding (whether recorded in writing or otherwise) that the intermediary shall directly or indirectly lend or invest in other persons or entities identified in any manner whatsoever by or on behalf of the company (ultimate beneficiaries) or provide any guarantee , security or the like to or on behalf of the ultimate beneficiaries.
- (B) The company has not received any funds from any person(s) or entity(ies) , including foreign entities (Funding party) with the understanding (whether recorded in writing or otherwise) that the company shall directly or indirectly lend or invest in other persons or entities identified in any manner whatsoever by or on behalf of the Funding party (ultimate beneficiaries) or provide any guarantee , security or the like on behalf of the ultimate beneficiaries.
- (xv) The company has not surrendered or disclosed as income any transaction that has not been recorded in the books of accounts during the year in the tax assessment under the Income Tax Act, 1961.
- (xvi) The company does not falls under the monetary limits specified u/s 135 of the Companies Act, 2013 and hence disclosure requirement under Corporate Social Responsibility (CSR) are not applicable.



(xvii) Details of Crypto Currency or Virtual Currency – No such transactions.

For NACDAC INFRASTRUCTURE LIMITED
For Nacdac Infrastructure Limited

FOR L.M. AGARWAL & CO.

Director
(UMA SHARMA)
DIRECTOR
DIN: 07941101



(DEEPANSHU AGARWAL)
CHARTERED ACCOUNTANT
PARTNER

Director
(ASHISH SAXENA)
DIRECTOR
DIN: 07941108

Director
(DEEPALI WALIA)
DIRECTOR
DIN: 08014525

Place: GHAZIABAD
Date: 01-09-2023

Ref No.: LM/

L.M. Agarwal & Co.

CHARTERED ACCOUNTANTS

KA-32, Kavi Nagar, Ghaziabad

Pin-201002

Phone: 4105452

Mobile: 9891057810

Email: lmagarwalco@gmail.com

Dated

INDEPENDENT AUDITORS' REPORT

TO THE MEMBERS OF NACDAC INFRASTRUCTURE LIMITED

Report on the Audit of the Financial Statements

Opinion

We have audited the financial statements of NACDAC INFRASTRUCTURE LIMITED ("the Company"), which comprise the balance sheet as at 31 March 2023, and the statement of Profit and Loss Account the Cash Flow Statement for the year then ended, and notes to the financial statements, including a summary of significant accounting policies and other explanatory information. In our opinion and to the best of our information and according to the explanations given to us, the aforesaid financial statements give the information required by the Act in the manner so required and give a true and fair view in conformity with the accounting principles generally accepted in India, of the state of affairs of the Company as at 31 March 2023 and profit and its cash flows for the year ended on that date.

Basis for Opinion.

We conducted our audit in accordance with the Standards on Auditing (SAs) specified under section 143(10) of the Companies Act, 2013. Our responsibilities under those Standards are further described in the Auditor's Responsibilities for the Audit of the Financial Statements section of our report. We are independent of the Company in accordance with the Code of Ethics issued by the Institute of Chartered Accountants of India together with the ethical requirements that are relevant to our audit of the financial statements under the provisions of the Companies Act, 2013 and the Rules thereunder, and we have fulfilled our other ethical responsibilities in accordance with these requirements and the Code of Ethics. We believe that the audit evidence we have obtained is sufficient and appropriate to provide a basis for our opinion.

Responsibility of Management for Financial Statements

The Company's Board of Directors is responsible for the matters stated in section 134(5) of the Companies Act, 2013 ("the Act") with respect to the preparation of these financial statements that give a true and fair view of the financial position & financial performance and cash flows of the Company in accordance with the accounting principles generally accepted in India, including the accounting Standards specified under section 133 of the Act. This responsibility also includes maintenance of adequate accounting records in accordance with the provisions of the Act for safeguarding of the assets of the Company and for preventing and detecting frauds and other irregularities; selection and application of appropriate accounting policies; making judgments and estimates that are reasonable and prudent; and design, implementation and maintenance of adequate internal financial controls, that were operating effectively for ensuring the accuracy and completeness of the accounting records, relevant to the preparation and presentation of the financial statement that give a true and fair view and are free from material misstatement, whether due to fraud or error.

In preparing the financial statements, management is responsible for assessing the Company's ability to continue as a going concern, disclosing, as applicable, matters related to going concern and using the going concern basis of accounting unless management either intends to liquidate the Company or to cease operations, or has no realistic alternative but to do so.

Those Board of Directors are also responsible for overseeing the company's financial reporting process.

Auditor's Responsibilities for the Audit of the Financial Statements

Our objectives are to obtain reasonable assurance about whether the financial statements as a whole are free from material misstatement, whether due to fraud or error, and to issue an auditor's report that includes our opinion. Reasonable assurance is a high level of assurance, but is not a guarantee that an audit conducted in accordance with SAs will always detect a material misstatement when it exists. Misstatements can arise from fraud or error and are considered material if, individually or in the aggregate, they could reasonably be expected to influence the economic decisions of users taken on the basis of these financial statements.

Other Matters

The company has recorded a sum of Rs. 2955.41 thousand towards exempt turnover during the year. No impact of GST on the aforesaid turnover has been recognized in the financial statements.

Report on Other Legal and Regulatory Requirements


- 1> As required by the Companies (Auditor's Report) Order, 2020 ("the Order"), issued by the Central Government of India in terms of sub-section (11) of section 143 of the Companies Act, 2013, We give in the Annexure a statement on the matters Specified in paragraphs 3 and 4 of the Order, to the extent applicable.
- 2> As required by Section 143(3) of the Act, we report that:
 - (a) We have sought and obtained all the information and explanations which to the best of our knowledge and belief were necessary for the purposes of our audit.
 - (b) In our opinion, proper books of account as required by law have been kept by the Company so far as it appears from our examination of those books.
 - (c) The Balance Sheet and the Statement of Profit and Loss, and cash flow statement dealt with by this Report are in agreement with the books of account.
 - (d) In our opinion, the aforesaid financial statements comply with the Accounting Standards specified under Section 133 of the Act, read with Rule 7 of the Companies (Accounts) Rules, 2014.
 - (e) On the basis of the written representations received from the directors as on 31 March, 2023 taken on record by the Board of Directors, none of the directors is disqualified as on 31 March, 2023 from being appointed as a director in terms of Section 164 (2) of the Act.
 - (f) With respect to the other matters to be included in the Auditor's Report in accordance with Rule 11 of the Companies (Audit and Auditors) Rules, 2014, in our opinion and to the best of our information and according to the explanations given to us:



- i. The Company does not have any pending litigations which would impact its financial position.
- ii. The Company did not have any long-term contracts including derivative contracts for which there were any material foreseeable losses.
- iii. There were no amounts which were required to be transferred to the Investor Education and Protection Fund by the Company.
- iv. (i) The management has represented that, to the best of its knowledge and belief , other than as disclosed in the notes to the accounts , no funds have been advanced or loaned or invested (either borrowed funds or share premium or any other sources or kinds of funds) by the company to or in any to any other person(s) or entity(ies) including foreign entities (intermediaries), with the understanding, (whether recorded in writing or otherwise), that the intermediary shall , whether , directly or indirectly lend or invest in other person or entities identified in any manner whatsoever by or on behalf of the company (“ultimate beneficiaries”) or provide any guarantee , security or the like on behalf of the ultimate beneficiaries
- (ii) The management has represented that, to the best of its knowledge and belief , other than as disclosed in the notes to the accounts , no funds have been received by the company from any person(s) or entity(ies) , including foreign entities (Funding party) with the understanding (whether recorded in writing or otherwise), that the company shall directly or indirectly , lend or invest in other persons or entities identified in any manner whatsoever by or on behalf of the Funding party (“ultimate beneficiaries”) or provide any guarantee , security or the like on behalf of the ultimate beneficiaries and
- (iii) Nothing has come to our notice to believe that the representation under sub-clause (i) & (ii) contain any material mis-statement.
- v. The company has not declared or paid any dividend during the year which is in compliance with section 123 of the Companies Act, 2013.

For L M Agarwal & Co.

Deepanshu Agarwal



(Deepanshu Agarwal)
Chartered Accountants
Partner

Memb No.: 403815
ICAI Regn No.: 000113C
Date: 01/09/2023
Place: GHAZIABAD
UDIN - 23403815BGWAN16077

Annexure to the Auditors' Report

[Referred to in paragraph 1 under 'Report on Other Legal and Regulatory Requirements' of our Report of even date to the members of NACDAC INFRASTRUCTURE LIMITED on the accounts of the company for the year ended 31st March, 2023]

On the basis of such checks as we considered appropriate and according to the information and Explanations given to us during the course of our audit, We report that:

- (i) (a) (A) The Company has maintained proper records showing full particulars, including quantitative details and situation of property, plant and equipments.
(B) The Company has maintained proper records showing full particulars of intangible assets.
- (b) As explained to us, property, plant and equipments have been physically verified by the management during the year in accordance with the phased programme of verification adopted by the management which, in our opinion, provides for physical verification of all the property, plant and equipments at reasonable intervals. According to the information and explanations given to us, no material discrepancies were noticed on such verification.
- (c) According to the information and explanations given to us and on the basis of our examination of the records of the company, the title deeds of immovable properties are (other than properties where the company is the lessee and the lease agreements are duly executed in favor of the lessee) disclosed in the financial statements are held in the name of the company.
- (d) The company has not revalued any of its property, plant and equipments or intangible assets or both during the year.
- (e) According to the information and explanations given to us no proceedings have been initiated or are pending against the company for holding any benami property under the Benami Transactions (Prohibition) Act, 1988 (45 of 1988) and rules made thereunder.
- (ii)(a) The management has conducted physical verification of inventory at reasonable interval during the year. In our opinion, the frequency of verification is reasonable. The company is engaged in the business of executing work contract. Hence the value of the inventory is being kept in work in progress and no material discrepancies noticed between physical stock and books records
- (b) The company has not been sanctioned working capital limits exceeding Rs. 5.00 crore in aggregate on the basis of security of current assets from banks or financial institution during the year hence paragraph 3(ii)(b) of the order is not applicable.
- (iii)(a) According to the information and explanations given to us the company has not made any investment in , provided any guarantee or security, or granted any loans or advances in the nature of loans, secured or unsecured to companies , firms, limited Liability partnerships or any other parties during the year and hence paragraph 3(iii) of the order is not applicable).



- (f) Based on the overall examination of the books of accounts & financial statements, no loan has been raised during the year on the pledge of the securities held in subsidiaries, joint ventures or associate companies.
- (x) (a) The company did not raise any money by way of initial public offer or further public offer (including debt instruments) and term loans during the year. Accordingly paragraph 3(x)(a) of the order is not applicable.
- (b) According to the records of the company and information and explanation given to us, the company has made allotment of equity shares through conversion of loans into equity during the year. The company has complied with Section – 42 and Section – 62 of the companies Act, 2013 and the fund raised have been used for the purpose for which they were raised.
- (xi) (a) To the best of our knowledge and according to the information and explanations given to us, no material fraud by the Company or on the Company by its officers or employees has been noticed or reported during the course of our audit.
- (b) No report u/s 143(12) of the Companies Act, 2013 has been filed by the auditors in Form ADT-4 as prescribed u/r 13 of the Companies (Audit and Auditors) rules , 2014 with the central Government.
- (c) According to the records of the company and information and explanation given to us no whistle blower complaint has been received by the company during the year.
- (xii) In our opinion and according the information and explanations given to us, the company is not a nidhi company. Accordingly paragraph 3(xii) of the order is not applicable.
- (xiii) According to the information and explanations given to us and based on our examination of the records of the company, transactions with the related parties are in accordance with Section 177 and 188 of the Act where applicable and details of such transactions have been disclosed in the financial statement as required by the applicable Accounting standards.
- (xiv) According to the information and explanations given to us and since the company's turnover does not exceeds Rs. 200.00 crore and outstanding loan or borrowings does not exceeds Rs. 100.00 crore at any point during the year, therefore the paragraph 3(xiv) of the order is not applicable.
- (xv) According to the information and explanations given to us and based on our examination of the records of the company, the company has not entered into non-cash transactions with directors or persons connected with him. Accordingly paragraph 3(xv) of the order is not applicable.
- (xvi) According to the information and explanations given to us , the company is not required to be registered under Section 45-IA of the Reserve Bank of India Act, 1934. Accordingly paragraph 3(xvi) of the order is not applicable.


Director


- (iv) In our opinion and according to the information and explanations given to us, the company has complied with the provisions of Section 185 and 186 of the Act, with respect of loans and advances made.
- (v) In our opinion and according to the information and explanations given to us the company has not accepted any deposits or amounts which are deemed to be deposits. Accordingly paragraph 3(v) of the order is not applicable.
- (vi) As informed to us, the Central Government has not prescribed maintenance of cost records under sub-section (1) of Section 148 of the Act, in respect of the activities carried on by the Company.
- (vii)(a) According to the records of the company and information and explanations given to us, the Company has generally been regular in depositing undisputed statutory dues, including Provident Fund, employees state insurance (ESI), Investor Education and Protection Fund, Income-tax, Tax deducted at sources, Tax collected at source, Professional Tax, GST, Sales Tax, value added tax (VAT), Wealth Tax, Service Tax, Custom Duty, Excise Duty, Cess and other material statutory dues applicable to it, with the appropriate authorities.
- (b) According to the information and explanations given to us, there were no undisputed amounts payable in respect of Income-tax, Wealth Tax, Custom Duty, Excise Duty, sales tax, VAT, Cess and other material statutory dues in arrears /were outstanding as at 31 March, 2023 for a period of more than six months from the date they became payable.
- (viii) According to the records of the company and information and explanation given to us, the company has not surrendered or disclosed as income any transaction that has not been recorded in the books of accounts during the year in the tax assessments under the Income Tax Act, 1961.
- (ix) (a) According to the records of the company and information and explanation given to us, the company has not defaulted in repayment of loans or borrowing to any financial institution, banks, government or debenture holder during the year.
- (b) According to the records of the company and information and explanation given to us, the company has not been declared a willfull defaulter by any bank or financial institution.
- (c) Based on the overall examination of the books of accounts & financial statements, no term loans were applied for the purpose for which the loans were obtained.
- (d) Based on the overall examination of the books of accounts & financial statements, no funds raised on short term basis have been utilized for long term purposed.
- (e) Based on the overall examination of the books of accounts & financial statements , no funds has been taken from any entity or person on account of or to meet the obligations of its subsidiaries, associates or joint ventures.

- (xvii) The company has not incurred any cash losses in the financial year and in the immediately preceding financial year. Accordingly paragraph 3(xvii) of the order is not applicable.
- (xviii) There has been no resignation of the statutory auditor during the year. Accordingly paragraph 3(xviii) of the order is not applicable.
- (xix) Based on the financial ratios, ageing and expected dates of realization of financial assets and payment of financial liabilities, other information accompanying the financial statements, the knowledge of the board of directors and management plans, we are of the opinion that no material uncertainty exists as on the date of the audit report that company is capable of meeting its liabilities existing at the date of the balance sheet as and when they fall due within a period of one year from the balance sheet date.
- (xx) According to the information and explanations given to us and based on our examination of the records of the company, the provisions of Section – 135 of the Companies Act, 2013 are not applicable to the company. Accordingly paragraph 3(xx) of the order is not applicable.
- (xxi) Since consolidated financial statements are not applicable to the company , the paragraph 3(xx) of the order is not applicable.

For L.M. AGARWAL & Co.
Chartered Accountants

Deepanshu Agarwal

DEEPANSHU AGARWAL
Firm Registration No. :000113C
Partner
Membership No.: 403815



Place: Ghaziabad
Date: 01-09-2023